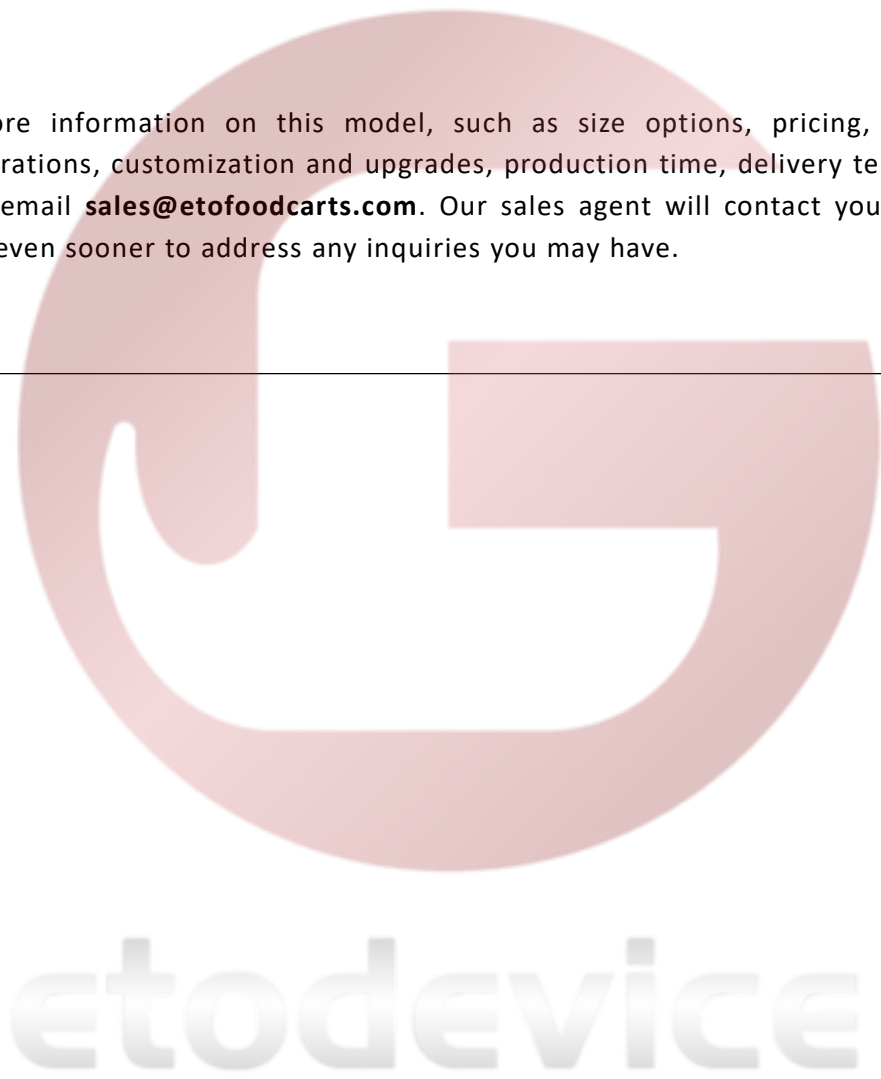


2.8M Toilet Trailer

Specification

Dimensions:	280*150*250cm
Color:	Blue
Electrical:	220V/50HZ
Net Weight:	950KG
Material:	Frame: Galvanized steel Exterior wall: Fiberglass Interior wall: Fiberglass Floor: Stainless steel
Accessory:	Trailer hitch ball Trailer coupler Independent trailer suspension 14inch tires Fold-out Handrails Slide-out trailer stairs Heavy-duty trailer jack with wheel Heavy-duty trailer stabilizers 7 Pin trailer connector Entry doors
Electrical System:	Electrical panel board Circuit breaker Standard power sockets Generator receptacle
Lighting:	Interior lights Trailer tail lights Trailer side lights Red reflectors Toilet occupied indicator lights
Water Supply System:	450L clean water tank 350L holding tank Water pumps Water pressure tank
Water Sink:	Stainless steel sinks Faucets

Equipment:	Mirrors Stainless steel toilets Stainless steel urinals Exhaust fans Stainless steel cabinets A/C unit
Warranty:	1 year warranty for free
<p>For more information on this model, such as size options, pricing, standard configurations, customization and upgrades, production time, delivery terms, etc., please email sales@etofoodcarts.com. Our sales agent will contact you within a day or even sooner to address any inquiries you may have.</p>	



Details



- Front -



- Side -



- Side -




- Trailer Lights -




- Equipment Room -



- Side -



- Generator Receptacle -



- Water Inlet -



- Trailer Step -



- Water Pressure Tank -



- Interior -



- Interior -